

**Ram  
mer**<sup>®</sup>



**DEMOLITION  
TOOLS**



# FOR ROUGH DEMOLITION AND RECYCLING

If you're looking for versatile and reliable attachments that can handle a wide range of demolition and recycling tasks, look no further than the Rammer Cutter-Crushers, Pulverizers, Grapples, and Shears. Engineered for both primary and secondary applications, these attachments offer unparalleled operational flexibility, allowing you to cut, crush, segregate, and pulverize a wide variety of construction materials with ease.

At Rammer, we're proud to be a leading force in the demolition and recycling sector, and our years of experience have taught us what it takes to succeed in this demanding field. That's why we've designed our attachments to combine power and compact dimensions, durability and lightweight characteristics, giving you the tools you need to work smarter and safer. Whether you're breaking down concrete, steel, or other tough materials, our Cutter-Crushers, Pulverizers, Grapples, and Shears are up to the task, delivering outstanding performance and unbeatable results.



# SAFETY IS A TOP PRIORITY IN EVERYTHING WE DO

At Rammer, safety isn't just a buzzword—it's our top priority. From our factory to your worksite, we're committed to ensuring that every aspect of our operations is designed with safety in mind. When you visit our factory, we ask that you join us in this commitment by prioritizing safety at all times. Together, we can achieve our goal of zero accidents and make our industry a safer place to work.

But safety isn't just a concern for our factory—it's the driving force behind every Rammer product we develop. We're dedicated to setting the safety standard by making products that are not only effective, but safe to operate and maintain. Our comprehensive operator and service training packages reinforce this message, ensuring that your entire workforce understands the importance of safety on the job.

And when it comes to safety on the worksite itself, Rammer products are second to none. We design all of our products with safety in mind, incorporating features like Safety Valves in our Grapples to prevent materials from falling off the shells in case of hydraulic issues. By prioritizing safety in everything we do, we help keep your workers safe and your site productive.


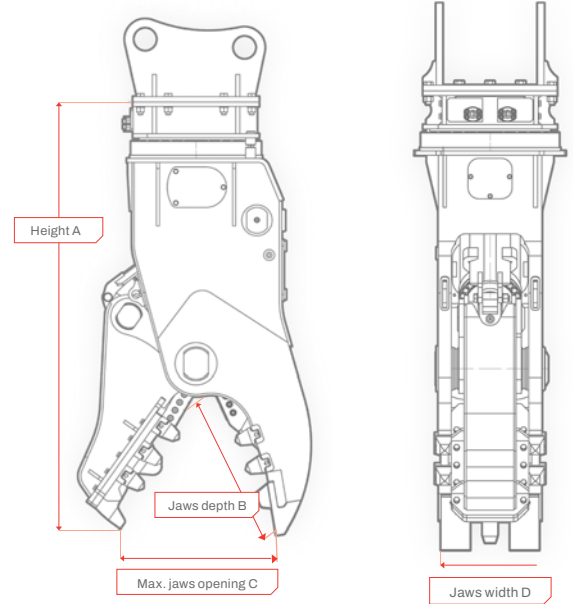
But safety isn't just good for your bottom line—it's good for the environment too. At Rammer, we use state-of-the-art technology and certified ISO processes to minimize energy consumption and waste. And when our products reach the end of their working lives, we recycle over 90% of their metallic components, minimizing their impact on the environment. So choose Rammer for safety, productivity, and sustainability—all in one powerful package.






## 45 YEARS OF INNOVATION

Manufacturing of Rammer branded hydraulic hammers started in 1978 – ever since it has grown to be a recognized world leader in the supply and support of hammers, and other hydraulic attachments such as demolition tools and breaker booms.

The Rammer brand and its reputation is built on quality: quality of manufacture, proven by its ISO standards, quality of support through the professional, worldwide dealer network and quality of exceptional people delivering the finest attachments in the mining and construction business.

# ROTATING PULVERIZERS



-  **RAMMER READY - ALL RAMMER BOLT PATTERNS ARE THE SAME**  
We went ahead and made sure the bolt patterns on our demolition tools were exactly the same as our hammers. You're welcome.
-  **BOLT ON CUTTING BLADES**  
Field replaceable and adjustable cutter blades minimize downtime and significantly increase the working life of wear parts.
-  **SPEED VALVE**  
Shorter working cycles increase productivity.
-  **HYDRAULIC ROTATION WITH PROTECTION VALVE**  
The protected rotation system allows precision tool placement, reducing owning and operating costs.
-  **FIELD REPLACEABLE WEAR PARTS**  
Minimize downtime as there is no need for welding/rebuilding.
-  **GRATED JAW DESIGN**  
The fixed jaw allows crushed material to pass through increasing productivity.
-  **MANUFACTURED OF HB400 STEEL**  
Highly resistant material to work on concrete.

# ROTATING PULVERIZERS

Looking for a demolition tool that's both powerful and agile? Look no further than Rammer's RPV Rotating Pulverizer series. Whether you're tackling primary or secondary demolition tasks, the RPV Rotating range is the ultimate choice. Why? With its cutting-edge rotation feature, these pulverizers offer unparalleled maneuverability, making material separation faster and more efficient than ever before. Don't settle for less—choose Rammer's RPV Rotating Pulverizer series for your next demolition project and experience the power of precision demolition.

## RPV14R

## RPV22R

Working weight, kg (lb)	1150 (2540)	2080 (4590)
Operating pressure, bar (psi)	300-350 (4350-5075)	300-350(4350-5075)
Oil flow, l/min (gal/min)	100-180 (26.4-47.6)	180-200 (47.6-52.8)
Rotation working pressure, bar (psi)	190-200 (2755-2900)	130-150 (1885-2175)
Rotation oil flow, l/min (gal/min)	10-15 (2.6-4.0)	30-40 (7.9-10.6)
Blade length, mm	122 (4.80)	180 (7.09)
Replaceable tips	yes	yes
Carrier weight, range, ton (lb)	10-18 (22000-39700)	18-26 (39700-57300)

### DIMENSIONS

Height, mm (in)	A	1710 (67.32)	2130 (83.86)
Jaws depth, mm (in)	B	590 (23.23)	730 (28.74)
Max. jaws opening, mm (in)	C	580 (22.83)	750 (29.53)
Jaws width, mm (in)	D	410 (16.14)	475 (18.70)

## RPV29R

## RPV39R

Working weight, kg (lb)	2990 (6590)	4245 (9360)
Operating pressure, bar (psi)	300-350 (4350-5075)	300-350 (4350-5075)
Oil flow, l/min (gal/min)	200-220 (52.8-58.1)	220-280 (58.1-74.0)
Rotation working pressure, bar (psi)	100-115 (1450-1670)	100-115 (1450-1670)
Rotation oil flow, l/min (gal/min)	30-40 (7.9-10.6)	30-40 (7.9-10.6)
Blade length, mm	220 (8.66)	220 (8.66)
Replaceable tips	yes	yes
Carrier weight, range, ton (lb)	26-32 (57300-70500)	32-45 (70500-99200)

### DIMENSIONS

Height, mm (in)	A	2400 (94.49)	2680 (101.57)
Jaws depth, mm (in)	B	850 (33.46)	870 (34.25)
Max. jaws opening, mm (in)	C	900 (35.43)	1000 (39.37)
Jaws width, mm (in)	D	870 (34.25)	620 (24.41)

# STATIC PULVERIZERS



Looking for a heavy-duty pulverizer that can handle your secondary demolition and recycling needs? Look no further than the Rammer RPV Static Pulverizer range! With its innovative design, this range of models is optimized for fast and efficient material separation, making it an essential tool for any recycling process. Whether you're dealing with concrete, steel, or other tough materials, the RPV Static Pulverizer range is up to the task, delivering reliable performance and outstanding results every time.

## RAMMER READY - ALL RAMMER BOLT PATTERNS ARE THE SAME

We made sure the bolt patterns on our demolition tools were exactly the same as our hammers. You're welcome.

## SPEED VALVE

Shorter working cycles increase productivity.

## FIELD REPLACEABLE WEAR PARTS

Minimize downtime as there is no need for welding/rebuilding.

## HEAT TREATED PINS AND BUSHINGS

Hardened parts are more wear resistant, extending their working life and lowering owning and operating costs.

## GRATED JAW DESIGN

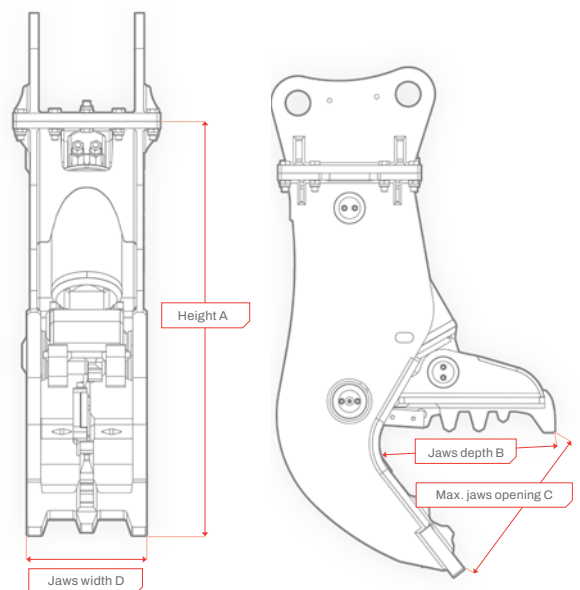
The fixed jaw allows crushed material to pass through, increasing productivity.

## MANUFACTURED OF HB400 STEEL

Highly resistant material to work on concrete.

## BOLT ON CUTTING BLADES

Field replaceable and adjustable cutter blades minimize downtime and significantly increase the working life of wear parts.



# STATIC PULVERIZERS

## RPV03S

## RPV07S

## RPV14S

Working weight, kg (lb)	140 (310)	490 (1080)	1065 (2350)
Operating pressure, bar (psi)	200-250 (2900-3626)	220-280 (3190-4060)	280-320 (4060-4640)
Oil flow, l/min (gal/min)	30-60 (7.9-15.9)	80-100 (21.1-26.4)	100-180 (26.4-47.6)
Blade length, mm (in)	80 (3.15)	120 (4.72)	122 (4.80)
Replaceable tips			yes
Carrier weight range, ton (lb)	1.5-4 (3300-8800)	4-10 (8800-22000)	10-18 (22000-39700)

### DIMENSIONS

Height, mm (in)	A	770 (30.30)	1225 (48.2)	1600 (63.0)
Jaws depth, mm (in)	B	340 (13.39)	515 (20.28)	625 (24.61)
Max. jaws opening, mm (in)	C	300 (11.80)	480 (18.9)	620 (24.4)
Jaws width, mm (in)	D	220 (8.70)	350 (13.8)	460 (18.1)

## RPV22S

## RPV30S


## RPV40S

Working weight, kg (lb)	2205 (4860)	3080 (6790)	4180 (9220)
Operating pressure, bar (psi)	280-320 (4060-4640)	280-320 (4060-4640)	280-320 (4060-4640)
Oil flow, l/min (gal/min)	180-220 (47.6-58.1)	220-280 (58.1-74.0)	280-320 (74.0-84.5)
Blade length, mm (in)	180 (7.09)	180 (7.09)	220 (8.66)
Replaceable tips	yes	yes	yes
Carrier weight, range, ton (lb)	18-25 (39700-55100)	25-35 (55100-77200)	35-45 (77200-99200)

### DIMENSIONS

Height, mm (in)	A	2070 (81.5)	2400 (94.5)	2700 (106.3)
Jaws depth, mm (in)	B	800 (31.50)	950 (37.40)	1100 (43.31)
Max. jaws opening, mm (in)	C	830 (32.68)	1000 (39.37)	1150 (45.28)
Jaws width, mm (in)	D	550 (21.7)	605 (23.8)	660 (26.0)

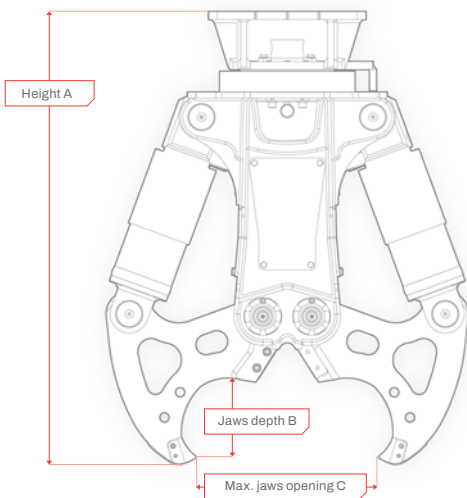
# CUTTER CRUSHERS



Say goodbye to traditional demolition methods and hello to the future with the Rammer RCC Cutter-Crusher range! Featuring dual cylinders and a robust design, these models are built to deliver unbeatable performance and efficiency in the toughest demolition jobs.

But that's not all - the RCC Cutter-Crusher range is also an environmentally-friendly alternative to other methods, thanks to its low vibration, noise, and dust emissions. This makes it the ideal choice for applications where sensitivity to these factors is a concern. With 360° rotation and powerful materials, this attachment is the perfect solution for both standard and high reach demolition needs.

RCC04R



## RAMMER READY - ALL RAMMER BOLT PATTERNS ARE THE SAME

We made sure the bolt patterns on our demolition tools were exactly the same as our hammers. You're welcome.

## HEAT TREATED PINS AND BUSHINGS

Hardened parts are more wear resistant, extending their working life and lowering owning and operating costs.

## BOLT ON CUTTING BLADES

Field replaceable and adjustable cutter blades minimize downtime and significantly increase the working life of wear parts.

## SPEED VALVE

Shorter working cycles increase productivity.

## HYDRAULIC ROTATION WITH PROTECTION VALVE

The protected rotation system allows precision tool placement, lowering/reducing owning and operating costs.

## DESYNCHRONIZED JAWS

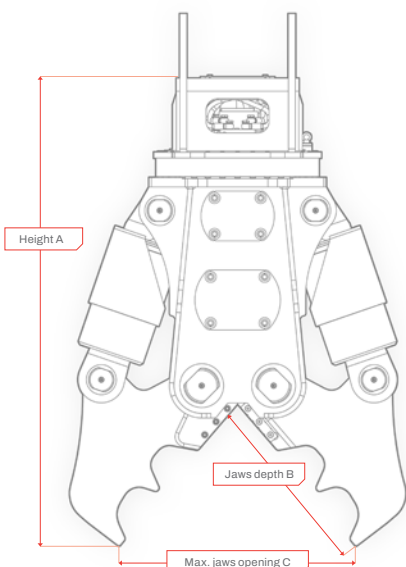
Easier positioning in difficult situations which increases productivity.

## HYDRAULIC CYLINDER SHIELDING

The cylinders are fully protected throughout the working cycle. Increasing durability and extending service intervals.

## MANUFACTURED OF HB400 STEEL

Highly resistant material to work on concrete.



# CUTTER CRUSHERS

## RCC04R

Working weight, kg (lb)	340 (750)
Operating pressure, bar	250 bar (3625 psi)
Oil flow, l/min	65 l/min (17.2 gal/min)
Blade length, mm (in)	85 (3.35)
Booster	yes
Replaceable tips	yes
Carrier weight, ton (lb)	3-6 (6600-13200)

## RCC10R

Working weight, kg (in)	675 (1490)
Operating pressure, bar (psi)	200-250 (2900-3625)
Oil flow, l/min (gal/min)	50-90 (13.2-23.8)
Rotation working pressure, bar (psi)	130-150 (1885-2175)
Rotation oil flow, l/min (gal/min)	15-20 (4.0-5.3)
Blade length, mm (in)	140 (5.51)
Carrier weight, ton	5-14 (11000-30900)

### DIMENSIONS

Height, mm (in)	A	1105 (43.50)
Jaws depth, mm (in)	B	200 (7.87)
Max. jaws opening, mm (in)	C	440 (17.32)

Height, mm (in)	A	1315 (51.77)
Jaws depth, mm (in)	B	400 (15.75)
Max. jaws opening, mm (in)	C	450 (17.72)

## RCC16R

## RCC21R

Working weight, kg (lb)	1590 (3510)	2230 (4920)
Operating pressure, bar (psi)	280-320 (4060-4640)	280-320 (4060-4640)
Oil flow, l/min (gal/min)	130-150 (34.3-39.6)	180-220 (47.6-58.1)
Rotation working pressure, bar (psi)	90-100 (1305-1450)	130-150 (1885-2175)
Rotation oil flow, l/min (gal/min)	30-40 (7.9-10.6)	30-40 (7.9-10.6)
Blade length, mm (in)	160 (6.30)	175 (6.89)
Carrier weight, ton (lb)	14-18 (30900-39700)	18-24 (39700-52900)

### DIMENSIONS

Height, mm (in)	A	1995 (78.54)	2000 (78.74)
Jaws depth, mm (in)		700 (27.56)	800 (31.50)
Max. jaws opening, mm (in)	B	825 (32.48)	985 (38.78)

# CUTTER CRUSHERS

## RCC30R

## RCC43R

Working weight, kg (lb)	2855 (6290)	4770 (10520)
Operating pressure, bar (psi)	280-320 (4060-4640)	280-320 (4060-4640)
Oil flow, l/min (gal/min)	220-250 (58.1-66.0)	250-300 (66.0-79.3)
Rotation working pressure, bar (psi)	130-150 (1885-2175)	100-115 (1450-1670)
Rotation oil flow, l/min (gal/min)	30-40 (7.9-10.6)	30-40 (7.9-10.6)
Blade length, mm (in)	250 (9.84)	300 (11.81)
Carrier weight, ton (lb)	24-35 (52900-77200)	35-50 (77200-110200)

### DIMENSIONS

Height, mm (in)	A	2200 (86.61)	2800 (110.24)
Jaws depth, mm (in)	B	900 (35.43)	1160 (45.67)
Max. jaws opening, mm (in)	C	1100 (43.31)	1350 (53.15)

## RCC60R

## RCC80R

## RCC110R

Working weight, kg (lb)	6250 (13780)	8800 (19400)	12000 (26460)
Operating pressure, bar (psi)	320-350 (4640-5080)	320-350 (4640-5075)	320-350 (4640-5075)
Oil flow, l/min (gal/min)	320-350 (84.54-92.46)	500-600 (132.1-158.5)	600-800 (158.5-211.3)
Rotation working pressure, bar (psi)	100-115 (1450-1670)	140-150 (2030-2175)	190-200 (2755-2900)
Rotation oil flow, l/min (gal/min)	30-40 (7.9-10.6)	50-60 (13.2-15.9)	60-75 (15.9-19.8)
Blade length, mm (in)	300 (11.81)	300 (11.81)	300 (11.81)
Carrier weight, ton (lb)	50-65 (110200-143300)	70-90 (154300-198400)	90-130 (198400-286600)
Automatic grease system	yes	yes	yes

### DIMENSIONS

Height, mm	A	3020 (118.90)	3400 (133.86)	3200 (125.98)
Jaws depth, mm	B	1240 (48.82)	1350 (53.15)	1450 (57.09)
Max. jaws opening, mm	C	1580 (62.20)	1750 (68.90)	2000 (78.74)

C

# SCRAP SHEARS



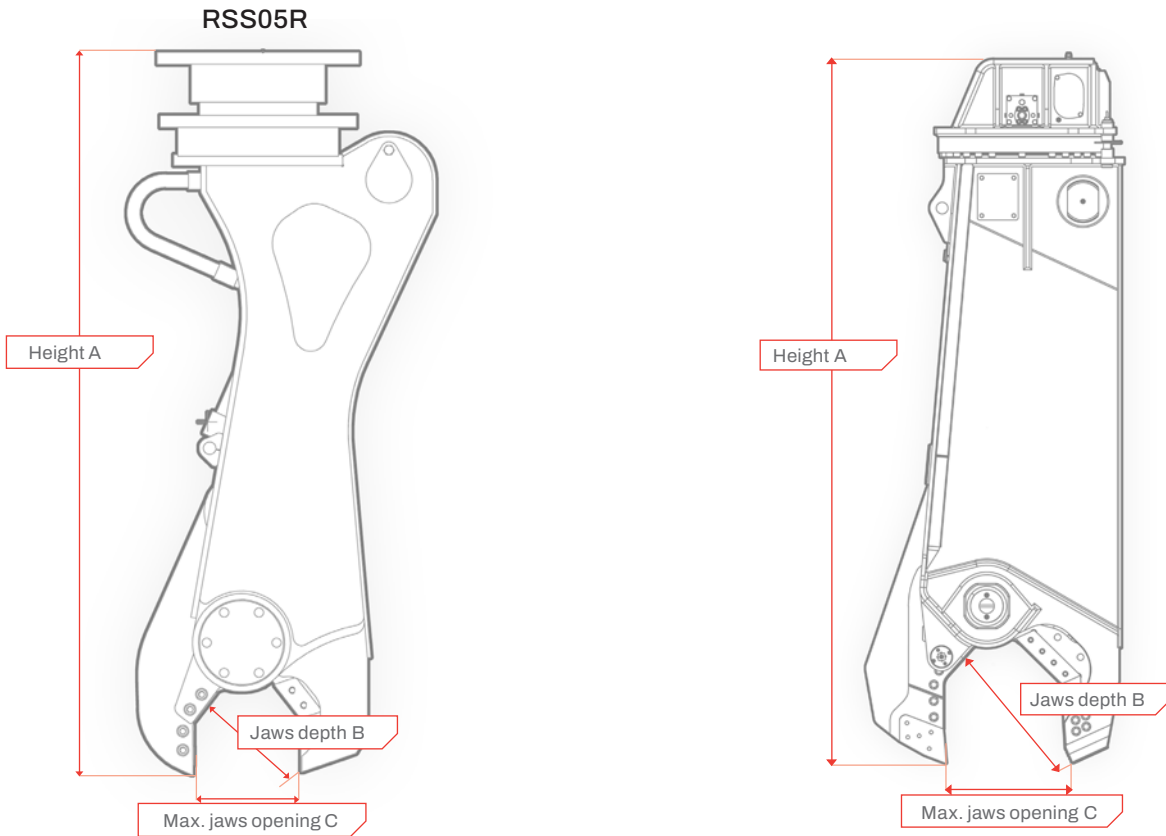
If you're in the market for powerful and reliable scrap shears for your next demolition project, look no further than the Rammer RSS Scrap Shears! These versatile tools are perfect for cutting and recovering ferrous materials, including iron sections, pipes, tanks, railway carriages, and more.

No matter the scale or complexity of your demolition job, the Rammer RSS Scrap Shears are up to the task, delivering outstanding cutting power and precision every time. And with their robust construction and advanced features, these scrap shears are sure to become a valuable asset in your demolition toolkit.



- RAMMER READY - ALL RAMMER BOLT PATTERNS ARE THE SAME**  
We made sure the bolt patterns on our demolition tools were exactly the same as our hammers. You're welcome.
- HYDRAULIC ROTATION WITH PROTECTION VALVE**  
The protected rotation system allows precision tool placement, lowering/reducing owning and operating costs.
- BOLT ON, SYMMETRICAL CUTTER BLADES**  
Field replaceable and adjustable cutter blades minimize downtime and significantly increase the working life of wear parts.
- SMART JAWS DESIGN FEATURING DOUBLE GUIDE**  
Avoids material to stuck between the jaws which increases productivity and cutting capacity.
- HEAT TREATED PINS AND BUSHINGS**  
Hardened parts are more wear resistant, extending their working life and lowering owning and operating costs.
- HYDRAULIC CYLINDER SHIELDING**  
The cylinders are fully protected throughout the working cycle. Increasing durability and extending service intervals.
- REPLACEABLE PEARCING TIP**  
A bolt on pearcing tip, removes the need for welding and rebuilding which lowers the cost of owning and operation.
- FIELD REPLACEABLE AND ADJUSTABLE CENTRAL PIN**  
Enables the operator to maintain the product on the site keeping cutting capacity on the maximum level.

# SCRAP SHEARS



## SCRAP SHEARS APPETITE GUIDE

	Rod ●	Pipe ○	IPE/ S Shape I	HEA/ W Shape H	HEB/ HP Shape H	Plate ■	Angle L	Rail I
<b>RSS05R</b>	1.57" (40 mm)	4.49" x 0.16" (114 mm x 4 mm)	4.72" (120 mm)	N/A	N/A	0.31" (8 mm)	4.72" x 0.39" (120 mm x 10 mm)	NO (Call Dealer)
<b>RSS08R</b>	1.97" (50 mm)	5" x 0.24" (127 mm x 6 mm)	7.87" (200 mm)	4.72" (120 mm)	3.15" (80 mm)	0.39" (10 mm)	6.30" x 0.47" (160 mm x 12 mm)	NO (Call Dealer)
<b>RSS11R</b>	2.17" (55 mm)	6.26" x 0.24" (159 mm x 6 mm)	9.45" (240 mm)	7.87" (200 mm)	4.72" (120 mm)	0.47" (12 mm)	5.51" x 0.47" (140 mm x 12 mm)	NO (Call Dealer)
<b>RSS15R</b>	2.17" (55 mm)	6.26" x 0.24" (159 mm x 6 mm)	9.45" (240 mm)	7.87" (200 mm)	4.72" (120 mm)	0.47" (12 mm)	5.51" x 0.47" (140 mm x 12 mm)	NO (Call Dealer)
<b>RSS23R</b>	2.56" (65 mm)	7.99" x 0.31" (203 mm x 8 mm)	14.17" (360 mm)	11.02" (280 mm)	7.87" (200 mm)	0.59" (15 mm)	7.87" x 1.5" (200 mm x 15 mm)	NO (Call Dealer)
<b>RSS34R</b>	3.35" (85 mm)	12.76" x 0.39" (324 mm x 10 mm)	19.68" (500 mm)	13.39" (340 mm)	11.02" (280 mm)	0.79" (20 mm)	7.87" x 0.79" (200 mm x 20 mm)	NO (Call Dealer)
<b>RSS45R</b>	3.94" (100 mm)	15.98" x 0.47" (406 mm x 12 mm)	23.62" (600 mm)	15.75" (400 mm)	11.81" (300 mm)	0.98" (25 mm)	7.87" x 0.98" (200 mm x 25 mm)	NO (Call Dealer)
<b>RSS58R</b>	4.33" (110 mm)	20" x 0.55" (508 mm x 14 mm)	27.56" (700 mm)	19.68" (500 mm)	14.17" (360 mm)	0.98" (25 mm)	9.8" x 0.98" (250 mm x 25 mm)	NO (Call Dealer)
<b>RSS80R</b>	5.12" (130 mm)	22.05" x 0.63" (560 mm x 16 mm)	31.50" (800 mm)	25.59" (650 mm)	17.72" (450 mm)	1.18" (30 mm)	11.81" x 1.18" (300 mm x 30 mm)	NO (Call Dealer)

# SCRAP SHEARS

## RSS05R

## RSS08R

## RSS11R

Working weight, stick mounted, kg (lb)	385 (850)	675 (1490)	1100 (2425)
Working weight, boom mounted, kg (lb)	415 (915)	695 (1530)	1200 (2645)
Operating pressure, bar (psi)	200-250 (2900-3625)	250-300 (3626-4351)	250-300 (3625-4350)
Oil flow range, l/min (gal/min)	60-100 (15.9-26.4)	80-100 (21.1-26.4)	90-110 (23.8-29.1)
Rotation working pressure, bar (psi)	190-200 (2755-2900)	90-100 (1305-1450)	190-200 (2755-2900)
Rotation oil flow, l/min (gal/min)	10-15 (2.6-4.0)	15-20 (4.0-5.3)	10-15 (2.6-4.0)
Carrier weight stick mounted, ton (lb)	4-6 (8800-13200)	6-9 (13200-19800)	10-12 (22000-26500)
Carrier weight boom mounted, ton (lb)	2-4 (4400-13200)	4-6 (8800-13200)	7-10 (15400-22000)

### DIMENSIONS

Height, mm (in)	A	1350 (53.15)	1900 (74.80)	2000 (78.74)
Jaws depth, mm (in)	B	200 (7.87)	290 (11.42)	395 (15.55)
Max. jaws opening, mm (in)	C	195 (7.68)	290 (11.42)	375 (14.76)

## RSS15R

## RSS23R

Working weight, stick mounted, kg (lb)	1200 (2650)	2130 (4700)
Working weight, boom mounted, kg	1320 (2910)	2200 (4850)
Operating pressure, bar (psi)	250-300 (3625-4350)	320-350 (4640-5075)
Oil flow range, l/min (gal/min)	90-110 (23.8-29.1)	150-200 (39.6-52.8)
Rotation working pressure, bar (psi)	90-110 (23.8-29.1)	130-150 (1885-2175)
Rotation oil flow, l/min (gal/min)	30-40 (7.9-10.6)	30-40 (7.9-10.6)
Carrier weight stick mounted, ton (lb)	13-17 (28700-37500)	18-27 (39700-59500)
Carrier weight boom mounted, ton (lb)	8-12 (17600-26500)	14-18 (30900-39700)

### DIMENSIONS

Height, mm (in)	A	2100 (82.68)	2700 (106.30)
Jaws depth, mm (in)	B	395 (15.55)	525 (20.67)
Max. jaws opening, mm (in)	C	375 (14.76)	445 (17.52)

# SCRAP SHEARS

## RSS34R

## RSS45R

Working weight, stick mounted, kg (lb)	3310 (7300)	4880 (10760)
Working weight, boom mounted, kg	3400 (7500)	4900 (10800)
Operating pressure, bar (psi)	320-350 (4640-5075)	320-350 (4640-5075)
Oil flow range, l/min (gal/min)	200-250 (52.8-66.0)	250-300 (66.0-79.3)
Rotation working pressure, bar (psi)	100-115 (1450-1670)	100-115 (1450-1670)
Rotation oil flow, l/min (gal/min)	30-40 (7.9-10.6)	30-40 (7.9-10.6)
Carrier weight stick mounted, ton (lb)	28-39 (61700-86000)	39-50 (86000-110231)
Carrier weight boom mounted, ton (lb)	20-28 (44000 - 61700)	28-39 (61700 - 86000)

### DIMENSIONS

Height, mm (in)	A	3300 (61700 - 86000)	3700 (145.67)
Jaws depth, mm (in)	B	630 (24.80)	720 (28.45)
Max. jaws opening, mm (in)	C	565 (22.24)	670 (26.38)

## RSS58R

## RSS80R

Working weight, stick mounted, kg (lb)	5880 (12960)	8265 (18220)
Working weight, boom mounted, kg	6000 (13230)	7900 (17420)
Operating pressure, bar (psi)	320-350 (4640-5075)	320-350 (4640-5075)
Oil flow range, l/min (gal/min)	275-375 (72.6-99.1)	500-600 (132.1-158.5)
Rotation working pressure, bar (psi)	100-115 (1450-1670)	140-150 (2030-2175)
Rotation oil flow, l/min (gal/min)	30-40 (7.9-10.6)	50-60 (13.2-15.9)
Carrier weight stick mounted, ton (lb)	51-65 (112400-187400)	70-90 (154300-198400)
Carrier weight boom mounted, ton (lb)	39-45 (86000-99000)	45-60 (99000-132300)

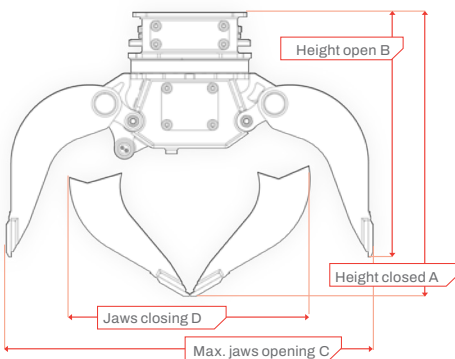
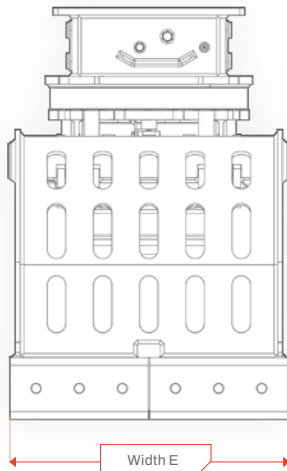
### DIMENSIONS

Height, mm (in)	A	3950 (155.51)	4300 (169.29)
Jaws depth, mm (in)	B	780 (30.71)	840 (33.07)
Max. jaws opening, mm (in)	C	760 (29.92)	830 (32.68)

# GRAPPLES



Are you tired of grappling with unreliable grapples during your demolition and material handling operations? Look no further than Rammer's RGP Grapples—designed and tested with demolition in mind. With their unparalleled durability and precision, these grapples are perfect for heavy-duty work, as well as more delicate picking and sorting applications. And if you're dealing with bulk materials, the RGP Grapples' generous volume makes them the ideal choice for waste handling applications. Don't settle for less—choose Rammer's RGP Grapples and experience the power of dependable demolition tools.



**RAMMER READY - ALL RAMMER BOLT PATTERNS ARE THE SAME**  
We made sure the bolt patterns on our demolition tools were exactly the same as our hammers. You're welcome.

**SAFETY VALVE**  
Prevents material falling in the event of a hydraulic failure for enhanced safety.

**MANUFACTURED FROM HB400 STEEL**  
High wear resistance of the components.  
Equipment can work in most demanding conditions.

**STROKE HYDRAULIC BRAKE**  
Components longer life due to less stress.  
Less maintenance > lower owning and operating costs.

**BOLT ON REPLACEABLE CUTTING BLADES**  
Can be turned to extend their life before replacing.  
Less maintenance > lower owning and operating costs.

**LIGHT AND STRONG ENOUGH**  
Can be used on soft and demanding applications such as demolition and recycling. Faster pay off.

**EXTERNAL ACCESS FOR SERVICING**  
Faster service intervals  
Less downtime > better productivity.

**HARDENED BUSHINGS AND PINS**  
Higher wear resistance therefore longer life.  
Lower owning and operating costs.

**MECHANICAL CYLINDER STOPPERS**  
Avoids premature stress at cylinders  
Lower owning and operating costs.

# GRAPPLES

## RGP07R

## RGP09R

## RGP13R

Working weight, kg (lb)	620 (1370)	700 (1540)	820 (1810)
Capacity, liter (gal)	200 (52.93)	300 (79.25)	400 (105.67)
Working pressure, bar (psi)	200-250 (2900-3625)	250 - 300 (3625-4350)	300-320 (4350-4640)
Oil flow, l/min (gal/min)	20-30 (5.3-7.9)	20-30 (5.3-7.9)	20-30 (5.3-7.9)
Rotation oil pressure, bar (psi)	130-150 (1885-2175)	130-150 (1885-2175)	130-150 (1885-2175)
Rotation oil flow, l/min (gal/min)	15-20 (4.0-5.3)	15-20 (4.0-5.3)	15-20 (4.0-5.3)
Amount of motors	1	1	1
Carrier weight, ton (lb)	5-8 (11000-17600)	7-11 (15400-24300)	10-15 (22000-33100)

### DIMENSIONS

Height closed, mm (in)	A	1240 (48.82)	1310 (51.57)	1340 (52.76)
Height open, mm	B	1100 (43.31)	1130 (44.49)	1140 (44.88)
Max. jaws opening, mm (in)	C	1500 (59.06)	1650 (59.06)	1700 (66.93)
Jaws closing, mm (in)	D	1030 (40.55)	1090 (42.91)	1100 (43.31)
Width, mm (in)	E	600 (23.62)	600 (23.62)	800 (31.50)

## RGP16R

## RGP18R

## RGP20R

Working weight, kg (lb)	1330 (2930)	1400 (3090)	1480 (3260)
Capacity, liter (gal)	500 (132.09)	600 (158.50)	700 (184.92)
Working pressure, bar (psi)	300-350 (4350-5075)	300-350 (4350-5075)	300-350 (4350-5075)
Oil flow, l/min (gal/min)	50-60 (13.2-15.9)	50-60 (13.2-15.9)	50-60 (13.2-15.9)
Rotation oil pressure, bar (psi)	130-150 (1885-2175)	130-150 (1885-2175)	130-150 (1885-2175)
Rotation oil flow, l/min (gal/min)	30-40 (7.9-10.6)	30-40 (7.9-10.6)	30-40 (7.9-10.6)
Amount of motors	2	2	2
Carrier weight, ton (lb)	14-18 (30900-39700)	16-20 (35300-44100)	18-22 (39700-48500)

### DIMENSIONS

Height closed, mm (in)	A	1550 (61.02)	1550 (61.02)	1550 (61.02)
Height open, mm	B	1340 (52.76)	1340 (52.76)	1340 (52.76)
Max. jaws opening, mm (in)	C	2000 (78.74)	2000 (78.74)	2000 (78.74)
Jaws closing, mm (in)	D	1300 (51.18)	1300 (51.18)	1300 (51.18)
Width, mm (in)	E	750 (29.53)	900 (35.43)	1000 (39.37)

# GRAPPLES

## RGP23R

## RGP28R

Working weight, kg (lb)	1570 (3460)	2315 (5100)
Capacity, liter (gal)	800 (211.34)	900 (237.75)
Working pressure, bar (psi)	300-350 (4350-5075)	300-350 (4350-5075)
Oil flow, l/min (gal/min)	50-60 (13.2-15.9)	70-80 (18.5-21.1)
Rotation oil pressure, bar (psi)	130-150 (1885-2175)	130-150 (1885-2175)
Rotation oil flow, l/min (gal/min)	30-40 (7.9-10.6)	30-40 (7.9-10.6)
Amount of motors	2	2
Carrier weight, ton (lb)	21-25 (46300-55100)	25-30 (55100-66100)

### DIMENSIONS

Height closed, mm (in)	A	1600 (62.99)	1745 (68.70)
Height open, mm	B	1370 (53.94)	1490 (58.66)
Max. jaws opening, mm (in)	C	2100 (82.68)	2230 (87.80)
Jaws closing, mm (in)	D	1430 (56.30)	1400 (55.12)
Width, mm (in)	E	1000 (39.37)	1200 (47.24)

## RGP33R

## RGP38R

Working weight, kg (lb)	2530 (5580)	2610 (5750)
Capacity, liter (gal)	1000 (264.17)	1100 (290.59)
Working pressure, bar (psi)	300-350 (4350-5075)	300-350 (4350-5075)
Oil flow, l/min (gal/min)	70-80 (18.5-21.1)	70-80 (18.5-21.1)
Rotation oil pressure, bar (psi)	130-150 (1885-2175)	130-150 (1885-2175)
Rotation oil flow, l/min (gal/min)	30-40 (7.9-10.6)	30-40 (7.9-10.6)
Amount of motors	2	2
Carrier weight, ton (lb)	30-35 (66100-77200)	35-40 (77200-88200)

### DIMENSIONS

Height closed, mm (in)	A	1770 (69.68)	1770 (69.68)
Height open, mm	B	1500 (59.05)	1500 (59.05)
Max. jaws opening, mm (in)	C	2285 (88.19)	2240 (88.19)
Jaws closing, mm (in)	D	1420 (55.91)	1455 (57.28)
Width, mm (in)	E	1300 (51.18)	1350 (53.15)

# MULTI-PROCESSOR



Are you in need of a hydraulic attachment that can handle primary and secondary demolition applications with ease? Look no further than Rammer's RMP Multi-processors range! This versatile range of products is designed to maximize your productivity by offering pulverier, crusher and shear jaw options that can transform the RMP Multiprocessor into a customized attachment for your specific needs. With the RMP Multiprocessor, you can quickly and efficiently demolish structures, reduce and fragment material, and even cut through ferrous materials.

#### RAMMER READY -

##### ALL RAMMER BOLT PATTERNS ARE THE SAME

We made sure the bolt patterns on our demolition tools were exactly the same as our hammers. You're welcome.

#### SAFETY VALVE

Prevents material falling in the event of a hydraulic failure for enhanced safety.

#### MANUFACTURED FROM HB400 STEEL

High wear resistance of the components. Equipment can work in most demanding conditions.

#### DESYNCHRONIZED JAWS

Easier positioning in difficult situations which increases productivity.

#### REPLACEABLE CUTTING BLADES

Allows inside rebar processing, reducing flame cutting needs which reduces c&o costs.

#### THREE DIFFERENT JAW DESIGNS

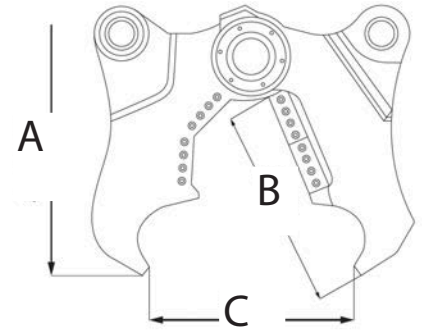
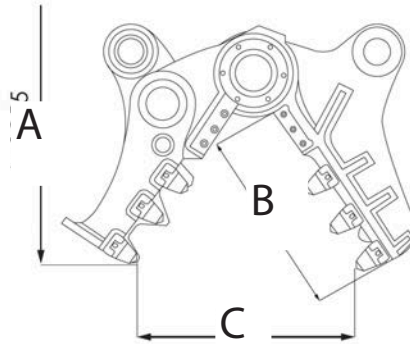
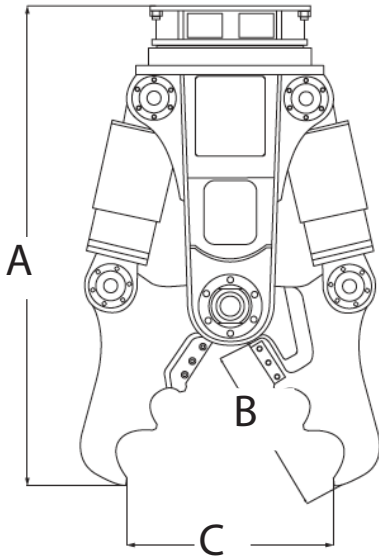
Enabling it to work on primary and secondary demolition as well as processing scrap for recycling.

## RMP18R

## RMP24R

Working weight, kg (lb)	1860 (4100)	2550 (5620)
Operating pressure, bar (psi)	320-350 (4640-5075)	320-350 (4640-5075)
Oil flow, l/min (gal/min)	130-150 (34.3-39.6)	180-220 (47.5-58.1)
Rotation oil flow, l/min (gal/min)	30 (7.9)	30 (7.9)
Rotation	360	360
Carrier weight, ton (lb)	16-20 (35273-44092)	21-27 (46297-59524)

# MULTI-PROCESSOR JAW GUIDE



**RMP18R**

**RMP24R**

## CUTTER CRUSHER DIMENSIONS

Height, mm (in)	A	1860 (73.22)	1980 (77.95)
Jaws depth, mm (in)	B	675 (26.58)	680 (26.77)
Max. jaws opening, mm (in)	C	750 (29.52)	890 (35.03)

## PULVERIZER DIMENSIONS

Height, mm (in)	A	1830 (72.04)	1955 (76.96)
Jaws depth, mm (in)	B	600 (23.62)	615 (24.2)
Max. jaws opening, mm (in)	C	650 (25.59)	780 (30.70)

## SHEAR DIMENSIONS


Height, mm (in)	A	1860 (73.22)	2020 (79.52)
Jaws depth, mm (in)	B	650 (25.59)	650 (25.59)
Max. jaws opening, mm (in)	C	700 (27.55)	830 (32.67)



**GLOBAL DEALER NETWORK**

Sandvik sells and supports its Rammer-branded products through a global dealer network that operates in 130 countries around the world

**YOUR LOCAL RAMMER DEALER**



Sandvik Rock Processing North America  
1214 Marquette st. Cleveland,  
Ohio 44144  
216-431-2600  
[www.rammer.com](http://www.rammer.com)